

We · support · the
i n n o v a t i o n s · o f · c u s t o m e r s

Leak - Proof Flow & Control

The Best Partner
for Value Creation

Solution Partner

S-LOK® Quick Connectors

HanSun

한선엔지니어링(주)
HANSUN ENGINEERING CO., LTD.



Product Information

SQCT Series

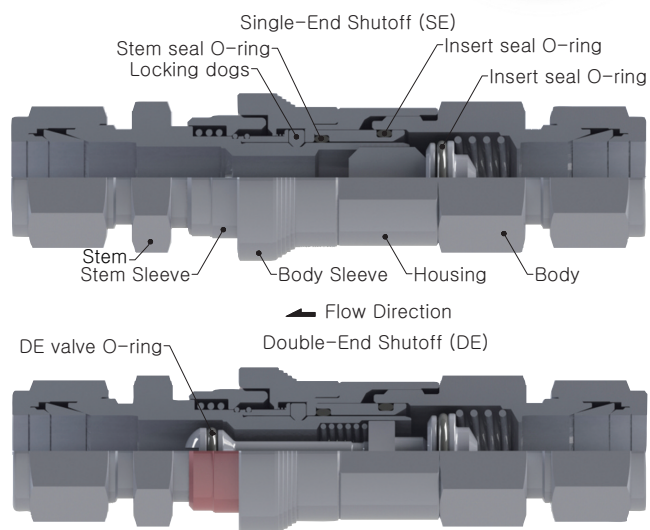
Features

- Quick and easy operation
- Coupling and Uncoupling without tools.
- The stems are connected to the body of the same series and size.
- When coupled, the valve opens automatically.
- When uncoupled, the valve automatically closes.
- Single-End Shut-off (SE) stems are open while separated from the body.
- Double-End Shut-off (DE) stems shut off while separated from the body.



Operation

- Coupling : After aligning the stem and body, push the stem into the body.
- Uncoupling : Pull the body sleeve toward stem and remove the stem from the body.
- Couple and uncouple the quick connectors at room temperature.
- Relubricate stem seal O-rings periodically.



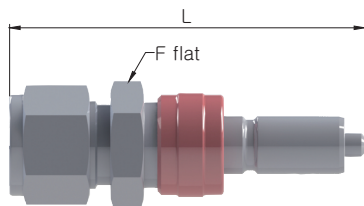
Materials of Construction

Component	Material	
	S316	Brass
Body, Body insert, Body sleeve Housing, Stem, Valve	S316	Brass
DE stem sleeve	Polyurethane enamel-coated S316	Polyurethane enamel-coated Brass
SE stem sleeve	S316	Brass
O-rings	FKM, FFKM, EPDM	NBR
Locking dogs	PTFE coated powdered S316	
Springs	Stainless Steel	
Snap rings	Stainless Steel	

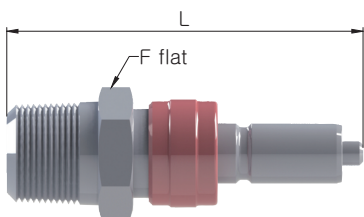
Ordering Information and Dimensions

SQCT Series

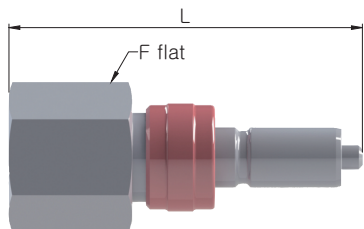
► Stems



Fitting Size	Basic Ordering Numbers		Series	Flow Coefficient (Cv)			Dimensions		
	SE	DE		SE	DE	Full Flow	L, in. (mm)		F, in.
							SE	DE	
1/8	SQCT1S-S-2-SE	SQCT1S-S-2-DE	SQCT1	0.08	0.08	0.08	2.32 (58.9)	2.77 (70.4)	5/8
1/4	SQCT1S-S-4-SE	SQCT1S-S-4-DE	SQCT1	0.3	0.2	0.4	2.36 (59.9)	2.42 (61.5)	5/8
3/8	SQCT2S-S-6-SE	SQCT2S-S-6-DE	SQCT2	1.0	0.5	1.5	2.52 (64.0)	2.64 (67.1)	3/4
1/2	SQCT3S-S-8-SE	SQCT3S-S-8-DE	SQCT3	2.4	1.5	3.3	2.96 (75.2)	3.16 (80.3)	15/16
6mm	SQCT1S-S-6M-SE	SQCT1S-S-6M-DE	SQCT1	0.3	0.2	0.4	2.36 (59.9)	2.42 (61.5)	5/8
10mm	SQCT2S-S-10M-SE	SQCT2S-S-10M-DE	SQCT2	1.0	0.5	1.5	2.65 (67.3)	2.77 (70.4)	3/4
12mm	SQCT3S-S-12M-SE	SQCT3S-S-12M-DE	SQCT3	2.4	1.5	3.3	2.96 (75.2)	3.16 (80.3)	15/16



Fitting Size	Basic Ordering Numbers		Series	Flow Coefficient (Cv)			Dimensions		
	SE	DE		SE	DE	Full Flow	L, in. (mm)		F, in.
							SE	DE	
1/8 NPT	SQCT1S-M-2N-SE	SQCT1S-M-2N-DE	SQCT1	0.3	0.2	0.4	2.07 (52.6)	2.13 (54.1)	5/8
1/4 NPT	SQCT1S-M-4N-SE	SQCT1S-M-4N-DE	SQCT1	0.3	0.2	0.4	2.22 (56.4)	2.28 (57.9)	5/8
1/4 NPT	SQCT2S-M-4N-SE	SQCT2S-M-4N-DE	SQCT2	0.9	0.5	1.5	2.32 (58.9)	2.44 (61.9)	3/4
3/8 NPT	SQCT2S-M-6N-SE	SQCT2S-M-6N-DE	SQCT2	0.8	0.5	1.6	2.35 (59.7)	2.47 (62.7)	3/4
1/2 NPT	SQCT3S-M-8N-SE	SQCT3S-M-8N-DE	SQCT3	2.0	1.3	3.1	2.84 (72.1)	3.04 (77.2)	15/16
1/4 PT	SQCT1S-M-4R-SE	SQCT1S-M-4R-DE	SQCT1	0.3	0.2	0.4	2.22 (56.4)	2.28 (57.9)	5/8
3/8 PT	SQCT2S-M-6R-SE	SQCT2S-M-6R-DE	SQCT2	0.8	0.5	1.6	2.35 (59.7)	2.47 (62.7)	3/4
1/2 PT	SQCT3S-M-8R-SE	SQCT3S-M-8R-DE	SQCT3	2.0	1.3	3.1	2.84 (72.1)	3.04 (77.2)	15/16

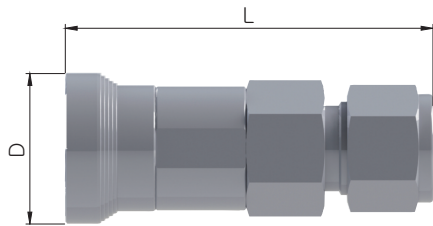


Fitting Size	Basic Ordering Numbers		Series	Flow Coefficient (Cv)			Dimensions		
	SE	DE		SE	DE	Full Flow	L, in. (mm)		F, in.
							SE	DE	
1/8 NPT	SQCT1S-F-2N-SE	SQCT1S-F-2N-DE	SQCT1	0.3	0.2	0.4	2.01 (51.1)	2.07 (52.6)	5/8
1/4 NPT	SQCT1S-F-4N-SE	SQCT1S-F-4N-DE	SQCT1	0.3	0.2	0.4	2.26 (57.4)	2.32 (58.9)	3/4
1/4 NPT	SQCT2S-F-4N-SE	SQCT2S-F-4N-DE	SQCT2	0.9	0.5	1.5	2.35 (59.7)	2.47 (62.7)	3/4
3/8 NPT	SQCT2S-F-6N-SE	SQCT2S-F-6N-DE	SQCT2	0.8	0.5	1.6	2.35 (59.7)	2.47 (62.7)	7/8
1/2 NPT	SQCT3S-F-8N-SE	SQCT3S-F-8N-DE	SQCT3	2.0	1.3	3.1	2.82 (71.6)	3.02 (76.7)	1 1/16
1/4 PT	SQCT1S-F-4R-SE	SQCT1S-F-4R-DE	SQCT1	0.3	0.2	0.4	2.26 (57.4)	2.32 (58.9)	3/4
3/8 PT	SQCT2S-F-6R-SE	SQCT2S-F-6R-DE	SQCT2	0.8	0.5	1.6	2.35 (59.7)	2.47 (62.7)	7/8
1/2 PT	SQCT3S-F-8R-SE	SQCT3S-F-8R-DE	SQCT3	2.0	1.3	3.1	2.82 (71.6)	3.02 (76.7)	1 1/16

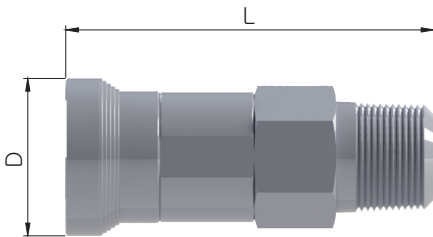
Ordering Information and Dimensions

SQCT Series

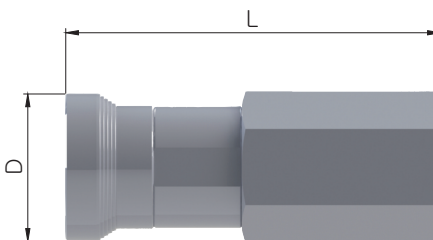
► Bodies



Fitting Size	Basic Ordering Numbers	Series	Dimensions, in. (mm)	
			L	D
1/8	SQCT1B-S-2	SQCT1	2.26 (57.4)	0.91 (23.1)
1/4	SQCT1B-S-4	SQCT1	2.30 (58.4)	0.91 (23.1)
3/8	SQCT2B-S-6	SQCT2	2.58 (65.5)	1.03 (26.2)
1/2	SQCT3B-S-8	SQCT3	3.09 (78.5)	1.21 (30.7)
6mm	SQCT1B-S-6M	SQCT1	2.30 (58.4)	0.91 (23.1)
10mm	SQCT2B-S-10M	SQCT2	2.68 (68.1)	26.2 (1.03)
12mm	SQCT3B-S-12M	SQCT3	3.09 (78.5)	1.21 (30.7)



Fitting Size	Basic Ordering Numbers	Series	Dimensions, in. (mm)	
			L	D
1/8 NPT	SQCT1B-M-2N	SQCT1	2.01 (51.1)	0.91 (23.1)
1/4 NPT	SQCT1B-M-4N	SQCT1	2.16 (54.9)	0.91 (23.1)
1/4 NPT	SQCT2B-M-4N	SQCT2	2.38 (60.5)	1.03 (26.2)
3/8 NPT	SQCT2B-M-6N	SQCT2	2.38 (60.5)	1.03 (26.2)
1/2 NPT	SQCT3B-M-8N	SQCT3	2.97 (75.4)	1.21 (30.7)
1/4 PT	SQCT1B-M-4R	SQCT1	2.16 (54.9)	0.91 (23.1)
3/8 PT	SQCT2B-M-6R	SQCT2	2.38 (60.5)	1.03 (26.2)
1/2 PT	SQCT3B-M-8R	SQCT3	2.97 (75.4)	1.21 (30.7)

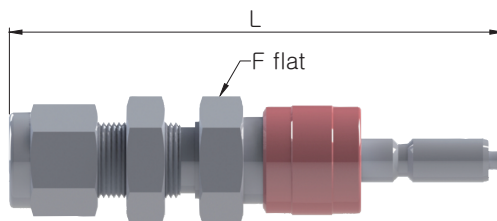


Fitting Size	Basic Ordering Numbers	Series	Dimensions, in. (mm)	
			L	D
1/8 NPT	SQCT1B-F-2N	SQCT1	2.16 (54.9)	0.91 (23.1)
1/4 NPT	SQCT1B-F-4N	SQCT1	2.42 (61.5)	0.91 (23.1)
1/4 NPT	SQCT2B-F-4N	SQCT2	2.54 (64.5)	1.03 (26.2)
3/8 NPT	SQCT2B-F-6N	SQCT2	2.57 (65.3)	1.03 (26.2)
1/2 NPT	SQCT3B-F-8N	SQCT3	3.22 (81.8)	1.21 (30.7)
1/4 PT	SQCT1B-F-4R	SQCT1	2.42 (61.5)	0.91 (23.1)
3/8 PT	SQCT2B-F-6R	SQCT2	2.57 (65.3)	1.03 (26.2)
1/2 PT	SQCT3B-F-8R	SQCT3	3.22 (81.8)	1.21 (30.7)

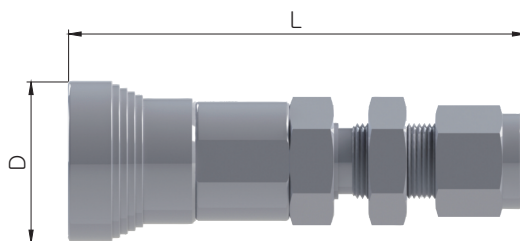
Ordering Information and Dimensions

SQCT Series

► Bulkhead Stems & Bodies



Fitting Size	Basic Ordering Numbers		Series	Dimensions, in. (mm)				
	SE	DE		L		F, in.	Max. Panel Thickness	Min. Panel Hole Dia.
				SE	DE			
1/4	SQCT1S-BH-S-4-SE	SQCT1S-BH-S-4-DE	SQCT1	2.74 (69.6)	2.80 (71.1)	5/8	0.25 (6.4)	15/32 (11.9)
3/8	SQCT2S-BH-S-6-SE	SQCT2S-BH-S-6-DE	SQCT2	2.92 (74.2)	3.07 (78.0)	3/4	0.27 (6.9)	19/32 (15.1)
1/2	SQCT3S-BH-S-8-SE	SQCT3S-BH-S-8-DE	SQCT3	3.43 (87.1)	3.63 (92.2)	15/16	0.26 (6.6)	25/32 (19.8)
6mm	SQCT1S-BH-S-6M-SE	SQCT1S-BH-S-6M-DE	SQCT1	2.74 (69.6)	2.80 (71.1)	5/8	0.25 (6.4)	15/32 (11.9)
10mm	SQCT2S-BH-S-10M-SE	SQCT2S-BH-S-10M-DE	SQCT2	3.06 (77.7)	3.10 (78.7)	3/4	0.27 (6.9)	21/32 (16.7)
12mm	SQCT3S-BH-S-12M-SE	SQCT3S-BH-S-12M-DE	SQCT3	3.43 (87.1)	3.63 (92.2)	15/16	0.26 (6.6)	49/64 (19.6)



Fitting Size	Basic Ordering Numbers	Series	Dimensions, in. (mm)			
			L	D	Max. Panel Thickness	Min. Panel Hole Dia.
1/4	SQCT1B-BH-S-4	SQCT1	2.67 (67.8)	0.91 (23.1)	0.25 (6.4)	15/32 (11.9)
3/8	SQCT2B-BH-S-6	SQCT2	2.98 (75.7)	1.03 (26.2)	0.27 (6.9)	19/32 (15.1)
1/2	SQCT3B-BH-S-8	SQCT3	3.56 (90.4)	1.21 (30.7)	0.26 (6.6)	25/32 (19.8)
6mm	SQCT1B-BH-S-6M	SQCT1	2.67 (67.8)	0.91 (23.1)	0.25 (6.4)	15/32 (11.9)
10mm	SQCT2B-BH-S-10M	SQCT2	2.99 (75.9)	26.2 (1.03)	0.27 (6.9)	21/32 (16.7)
12mm	SQCT3B-BH-S-12M	SQCT3	3.56 (90.4)	1.21 (30.7)	0.26 (6.6)	49/64 (19.6)

Color coded “Keyed” Quick Connector

SQCT Series

Features

- Keyed Quick Connectors prevents accidental mixing of other lines in a system using multiple liquids or pressures.
- When coupling unlike keyed quick connector, it is not coupled.
- Stems and bodies are categorized by color and number so that they can be easily identified.



SQCT Series Key Numbers and Sleeve Outside Diameter

Key Color	Key Number And Designator	Dimensions, in. (mm)					
		SQCT1		SQCT2		SQCT3	
		Body	Stem	Body	Stem	Body	Stem
Black	K1	0.96 (24.4)	0.82 (20.8)	1.13 (28.7)	0.99 (25.1)	1.26 (32.0)	1.10 (27.9)
Orange	K2	0.99 (25.1)	0.85 (21.6)	1.16 (29.5)	1.02 (25.9)	1.29 (32.8)	1.14 (29.0)
Green	K3	1.02 (25.9)	0.88 (22.4)	1.19 (30.2)	1.05 (26.7)	1.32 (33.5)	1.17 (29.7)
Yellow	K4	1.05 (26.7)	0.91 (23.1)	1.22 (31.0)	1.08 (27.4)	1.3 (35.1)	1.23 (31.2)
Blue	K5	1.08 (27.4)	0.94 (23.9)	1.24 (31.5)	1.11 (28.2)	1.38 (35.1)	1.23 (31.2)
White	K6	1.11 (28.2)	0.97 (24.6)	1.28 (32.5)	1.14 (29.0)	1.41 (35.8)	1.26 (32.0)
Purple	K7	1.14 (29.0)	1.00 (25.4)	1.31 (33.3)	1.17 (29.7)	1.44 (36.6)	1.29 (32.8)
Brown	K8	1.17 (29.7)	1.03 (26.2)	1.34 (34.0)	1.20 (30.5)	1.47 (37.3)	1.32 (33.5)

How to Order

- Add the Key number as a suffix to the SQCT series ordering number. Examples: SQCT1B-S-4T-K1-S6.



27 Noksansandan361-ro, Gangseo-gu
(Songjeong-dong), Busan, Korea

Tel : +82-51-899-6700, Fax : +82-51-899-6799

E-Mail : overseas@ehansun.co.kr

sales@ehansun.co.kr

Website : www.ehansun.co.kr, www.slok.co.kr